

## ACCOUNTABILITY INFORMATION REQUIRED BY THE FEDERAL NO CHILD LEFT BEHIND ACT

The information below is used to determine the Adequate Yearly Progress designation for your school. A school is designated as *Not Meeting AYP* if any indicator is determined to be *Not Met*. The Student Achievement and Student Participation ratings are based on 2005-2006 and 2006-2007 Oregon Statewide Assessments for the students in your school identified as enrolled for a full academic year. The statewide goal for the minimum percentage of students expected to meet or exceed standards is 50% in English/Language Arts and 49% in Mathematics. Student Participation is expected to be 95% or greater. The statewide goal for the minimum graduation rate is 68.1%. The statewide goal for the minimum attendance rate is 92.0%. For more information, please view documents at [www.ode.state.or.us/data/reportcard/reports.aspx](http://www.ode.state.or.us/data/reportcard/reports.aspx)

STUDENT GROUP	STUDENT ACHIEVEMENT		STUDENT PARTICIPATION		ATTENDANCE
	ENGLISH/LANGUAGE ARTS	MATHEMATICS	ENGLISH/LANGUAGE ARTS	MATHEMATICS	
Race/Ethnicity					
White	MET	MET	MET	MET	MET
African American/Black	NA	NA	NA	NA	NA
Hispanic	NA	NA	NA	NA	NA
Asian/Pacific Islander	NA	NA	NA	NA	NA
Am. Indian/Alaskan Native	NA	NA	NA	NA	NA
Multi-Racial/Multi-Ethnic	NA	NA	NA	NA	NA
Students with Disabilities	MET	MET	MET	MET	MET
Limited English Proficient	NA	NA	NA	NA	NA
Economically Disadvantaged	MET	MET	MET	MET	MET
All Students	MET	MET	MET	MET	MET

NA Too few test scores or students to determine a rating.

### Department of Education Notes

## LOCAL INFORMATION PROVIDED BY YOUR SCHOOL OR DISTRICT

# 2006-2007 School Report Card

**ADAMS**  
ELEMENTARY SCHOOL



Dear Parents and Community Members,

October 5, 2007

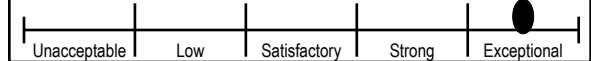
The Oregon Department of Education is proud to issue the eighth annual school report card. As Oregon schools and districts continue to face many challenges, educators remain committed to providing the highest quality education for Oregon students. This year you will find two ratings displayed on this report card: an Oregon rating and a federal rating required by the No Child Left Behind Act. The report card is not meant to tell you everything about your school, but it offers a starting point for discussions about where improvement might be needed and for celebrating successes in education for Oregon's children.

Susan Castillo, State Superintendent of Public Instruction

### Federal Adequate Yearly Progress Rating: MET

DID NOT MEET     MET  
See rating details on back page

### Oregon Report Card Overall Rating: EXCEPTIONAL



## SCHOOL AT A GLANCE



### Testing Participation

School Characteristics Rating: **EXCEPTIONAL**

	School	State
Participation in 2006-2007 Statewide Assessment	99.0%	98.3%

### School Size

	School
Number of Students	434

### English Language Learners

	School
Percentage of Students in ESL Programs	3.2%

### Elementary Class Size

	Number of Classes in School	School	State
Fewer than 20 Students	0	0.0%	21.3%
20-25 Students	8	47.1%	47.5%
26-30 Students	5	29.4%	27.3%
More Than 30 Students	4	23.5%	3.9%

### Expulsions

	School	State
Number of Expulsions Due to Weapons	0	391

### Staffing

	School
Administrators (FTE)	1.0
Teachers (FTE)	18.7
• Average Years of Experience	18.6
• With a Master's Degree or Higher	43.3%
• Classes Taught by Teachers Who Meet Federal Definition of Highly Qualified Teacher	100%
Educational Assistants (FTE)	4.9
Other Staff (FTE)	6.8

### Department of Education Notes

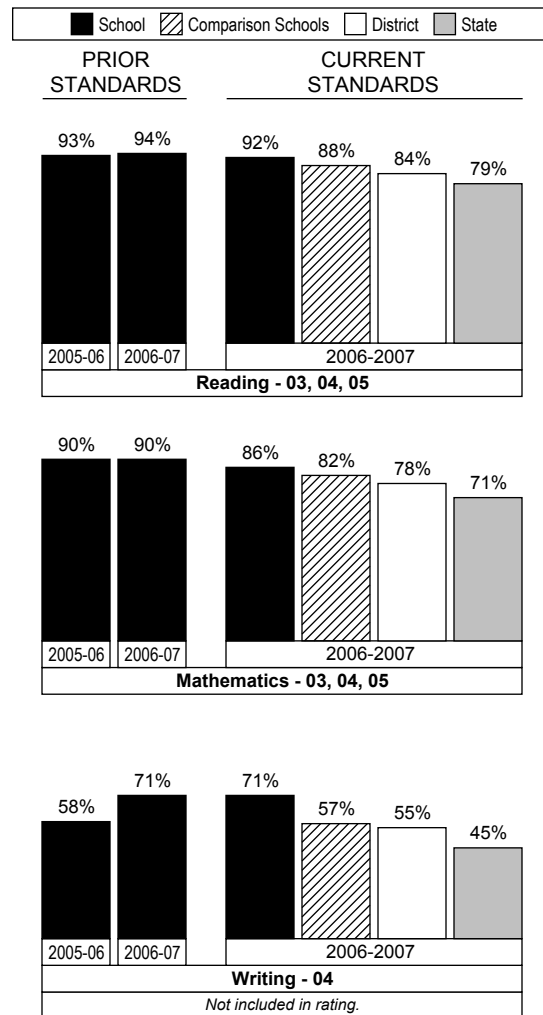
## SCHOOL RATINGS AND SUPPORTING DATA

### Academic Achievement

Student Performance Rating: **EXCEPTIONAL**

#### Percentage of Students Meeting Standards

The graphs below show the percentage of students in your school at the indicated grades that met or exceeded the state standards on Oregon Statewide Assessments during the last two school years. District, state, and comparison school averages are displayed. Comparison schools are Oregon schools with similar demographics.

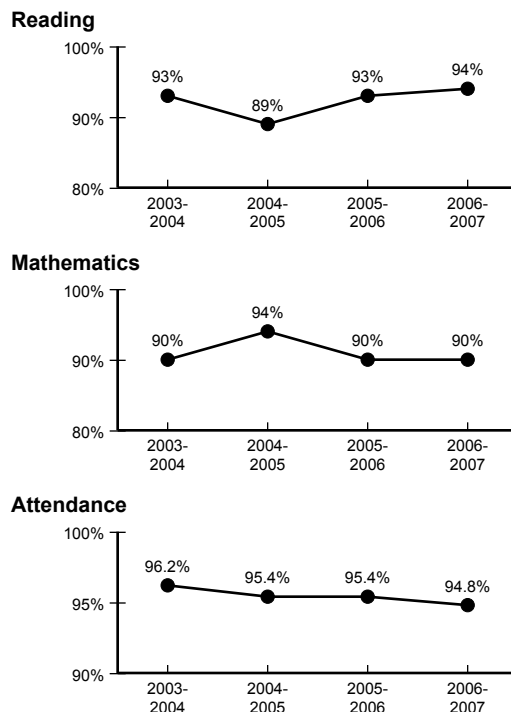


### Improvement Assessments and Attendance

Improvement Rating: **STAYED ABOUT THE SAME**

#### Four-Year Improvement

The graphs below show change during the past four years in the percentage of students meeting standards in effect during the 2005-06 school year on Reading and Math Knowledge and Skills Statewide Assessments and in attendance. Improvement ratings are described by one of the following: Improved, Stayed About the Same, or Declined.



### Attendance

Student Behavior Rating: **STRONG**

Attendance	School	District	State
2005-2006	95.4%	92.9%	94.4%
2006-2007	94.8%	93.5%	94.4%

## STATEWIDE ASSESSMENT RESULTS

The table below shows the percentage of students in your school in grades 3-8 and 10 that exceeded, met, or did not meet state standards and participated in 2006-2007 Oregon Statewide Assessments. For more information, see [www.ode.state.or.us/data/schoolanddistrict/testresults/reporting/PublicRpt.aspx](http://www.ode.state.or.us/data/schoolanddistrict/testresults/reporting/PublicRpt.aspx)

STUDENT GROUP	STUDENT ACHIEVEMENT						STUDENT PARTICIPATION	
	ENGLISH/ LANGUAGE ARTS			MATHEMATICS			ENGLISH/ LANGUAGE ARTS	MATHEMATICS
Race/Ethnicity	EXCEEDED %	MET %	NOT MET %	EXCEEDED %	MET %	NOT MET %	%	%
White	59.9	34.2	5.9	53.5	34.8	11.8	100.0	99.5
African American/Black	> 95.0	> 95.0	< 5.0	33.3	50.0	16.7	100.0	100.0
Hispanic	28.6	42.9	28.6	14.3	28.6	57.1	100.0	100.0
Asian/Pacific Islander	29.4	52.9	17.6	29.4	41.2	29.4	100.0	100.0
American Indian/Alaskan Native	*	*	*	*	*	*	100.0	100.0
Multi-Racial/Multi-Ethnic	---	---	---	---	---	---	---	---
Male	54.6	38.7	6.7	54.6	33.6	11.8	100.0	100.0
Female	56.8	34.4	8.8	42.4	40.0	17.6	100.0	99.2
Talented and Gifted	> 95.0	> 95.0	< 5.0	> 95.0	> 95.0	< 5.0	100.0	100.0
Students with Disabilities	22.2	40.7	37.0	7.4	33.3	59.3	100.0	100.0
Migrant	---	---	---	---	---	---	---	---
Limited English Proficient	*	*	*	*	*	*	100.0	87.5
Economically Disadvantaged	35.9	46.2	17.9	38.5	23.1	38.5	100.0	100.0
All Students	55.7	36.5	7.8	48.4	36.9	14.8	100.0	99.6

\* Not displayed to protect student confidentiality.

--- No data available

### Department of Education Notes