

Corvallis School District Bond Program

In this presentation, Wenaha Group provides an overview of the major milestones when managing a bond program.

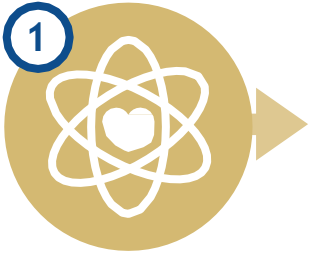
Please contact Dave Fishel, Wenaha Group, Bond Program Director at davef@wenahagroup.com with questions or comments.



Corvallis
SCHOOL DISTRICT




HOW DO OUR LARGE CONSTRUCTION PROJECTS WORK?




CORE VALUE ALIGNMENT

Students, staff, and community members identify a set of core values that will be the foundation for all bond program decisions.



BOND PROGRAM MANAGEMENT

Create a bond management plan that includes establishing a master project schedule, budget spending guidelines, and personnel roles and responsibilities.



DESIGN GUIDANCE TEAM

Establishing with stakeholders district-wide requirements/standards that will guide design efforts for each school project.



DESIGN ADVISORY COMMITTEE

A committee of staff, students, and community work closely with our architects to finalize each school project design.



SCHOOL OPENING


Rebuilding or revitalizing a school takes a lot of hard work in the planning, designing, and constructing phases. All along the way our focus is on student learning & safety!



CONSTRUCTION

In school replacements, the new building is built next to the old one while students continue to learn in the old building.

In remodels, safety and minimal disruption are priorities while students continue to learn.




PERMITTING & PROCUREMENT

Behind the scenes of any one project are permitting, surveying, and hiring for technical construction expertise.




1



CORE VALUE ALIGNMENT

Students, staff, and community members identify a set of core values that will be the foundation for all bond program decisions.

Bond Program Aligned to Core Values for Educational Design



- Relationships Build a Community of Trust and Respect
- Inclusive Learning Environments are Culturally Relevant
- Real-World, Experiential Learning is Meaningful and Applied Community
- Connections Support Learning
- Adaptability is Critical to our Success



BOND PROGRAM MANAGEMENT

Create a bond management plan that includes establishing a master project schedule, budget spending guidelines, and personnel roles and responsibilities.

Bond Program Management Plan Provides A Framework

- Bond Program organizational framework for roles & responsibilities
- Clear systems of decision making protocols
- Budget management & fiscal oversight
- Reporting and communication requirements
- Procurement processes



DESIGN GUIDANCE TEAM

Establishing with stakeholders district-wide requirements/standards that will guide design efforts for each school project.

Design Guidance Teams Create Design Standards for all PreK-12

- Safety – environmental design, fire systems, intercoms, locking systems and security systems
- Teaching & Learning –community learning, Career & Technical Education (CTE), innovation, outdoor learning, special education, and technology
- Operations – custodial, facilities, site circulation, technology, and transportation
- Wellness/Health – athletics, food services, physical education, and playgrounds



DESIGN ADVISORY COMMITTEE

A committee of staff, students, and community work closely with our architects to finalize each school project design.

Each School's Design Advisory Committee

- Lead from the Core Values
- Ensure multiple voices are represented in the decision-making process & all stakeholders are well informed
- Work collaboratively with the architects to make certain the design process stays on-time and within budget

5



PERMITTING & PROCUREMENT

Behind the scenes of any one project are permitting, surveying, and hiring for technical construction expertise.

Before Construction Begins

- Land and geotechnical surveys
- City of Corvallis permitting approvals
- Procuring and hiring contractors & subcontractors



CONSTRUCTION

In school replacements, the new building is built next to the old one while students continue to learn in the old building.

In remodels, safety and minimal disruption are priorities while students continue to learn.

Construction in Action

- School project construction begins once the design phases are completed
- Any changes in design during construction can increase cost and impact completion timeline
- Some projects are more visible than others due to the nature of the construction
- Grant fund timelines can impact project timelines

For an extensive list of projects, please visit our website:

<https://www.csd509j.net/about-us/strategic-path/2018-facilities-bond/bond-projects-listed-by-school/>



SCHOOL OPENING

Rebuilding or revitalizing a school takes a lot of hard work in the planning, designing, and constructing phases. All along the way our focus is on student learning & safety!

Corvallis School District Team Work

- Student, staff, and family engagement opportunities throughout projects
- Student learning opportunities
- Partnerships with companies and organizations aligned to our Core Values
- Fiscal responsibility to voter promises for each school

Bond Program Goals

- Develop and renovate facilities to ensure that our school environments are aligned with the district's core values for education design.
- Manage bond proceeds diligently and prudently.
- Create equitable opportunities in public purchasing and contracting.
- Integrate real-world learning opportunities for students into the bond program.
- Establish a Bond Oversight Committee to monitor bond program execution and to report its observations to the School Board.
- Engage stakeholders throughout the bond program.

Please visit our Bond Program website for on-going communication at <https://www.csd509j.net/about-us/strategic-path/2018-facilities-bond/>

