



OREGON AT-A-GLANCE SPECIAL EDUCATION PROFILE

Corvallis SD 509J



SUPERINTENDENT: Ryan Noss | 1555 SW 35th St, Corvallis 97333 | 541-757-5811
DIRECTOR OF SPECIAL EDUCATION: Shawn Bernard | 541-203-0775

Students We Serve



724

Total Students in the
Special Education
Child Count

REGULAR CLASS

B5A. Students placed inside regular class
80% or more of day.



78.87%

Students

Oregon target - **76.00% or more**

SEPARATE CLASS

B5B. Students placed inside regular class
less than 40% of day.



7.18%

Students

Oregon target - **9.00% or less**

SEPARATE SETTINGS

B5C. Students served in separate public or
private schools, residential placements, or
homebound/hospital settings.



0.41%

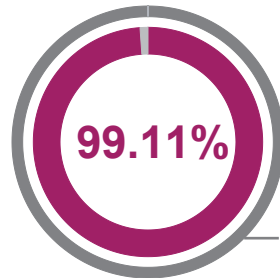
Students

Oregon target - **1.70% or less**

Eligibility Timeline

B11. SPECIAL EDUCATION ELIGIBILITY

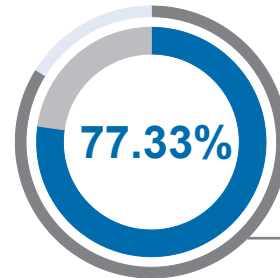
Students with parental consent to evaluate who were evaluated and had eligibility determined within 60 school days.



Improving Services

B8. PARENT SURVEY RESULTS

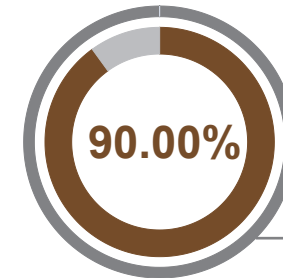
Parents who report schools facilitated parent involvement as means of improving services and results.



Transition

B13. SECONDARY TRANSITION

IEPs in effect when a student turns 16 that include post-secondary goals, transition services, and district evidence of IEP team meeting.



Information Provided by District/Program

Each Corvallis School District student is unique and has strengths and growth opportunities. We provide an inclusive and individualized learning environment that fosters academic growth and personal development. Students make meaningful progress through rigorous coursework, real-world learning opportunities, and specifically designed instruction, thereby preparing them for their future pursuits and contributions within the community. We are proud of the CSD team and their work supporting and empowering our students and their families.



OREGON AT-A-GLANCE SPECIAL EDUCATION PROFILE

Corvallis SD 509J



SUPERINTENDENT: Ryan Noss | 1555 SW 35th St, Corvallis 97333 | 541-757-5811
DIRECTOR OF SPECIAL EDUCATION: Shawn Bernard | 541-203-0775

Equity and Disproportionality

DISTRICT IDENTIFICATION

Target: No Significant Discrepancy or Disproportionate Representation

Suspension/expulsion

B4A. Significant discrepancy in rate of suspension/expulsion for more than 10 days



NO SIGNIFICANT DISCREPANCY FOUND

B4B. Significant discrepancy, by race or ethnicity, for more than 10 days; and, policies, procedures, or practices contributed and do not comply with requirements relating to IEP development and implementation.



NO SIGNIFICANT DISCREPANCY FOUND

Students Receiving Special Education Services

B9. Disproportionate representation of racial/ethnic groups in special education resulting from inappropriate identification



NO DISPROPORTIONATE REPRESENTATION FOUND

B10. Disproportionate representation of racial/ethnic groups in specific disability categories resulting from inappropriate identification

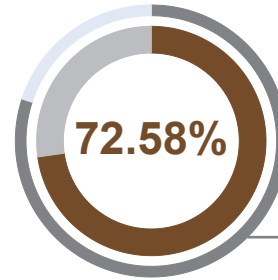


NO DISPROPORTIONATE REPRESENTATION FOUND

Academic Success

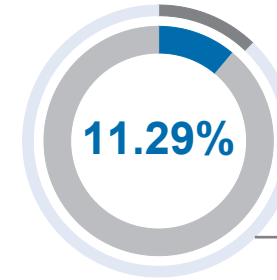
B1. GRADUATION RATE

Students with IEPs earning a regular or modified diploma



B2. DROPOUT RATE

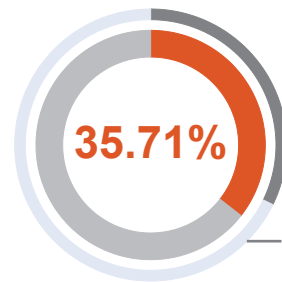
Students with IEPs who drop out.



Outcomes

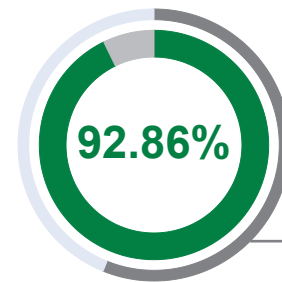
B14A. HIGHER ED

Students with an IEP who enrolled in higher education within one year of leaving high school.



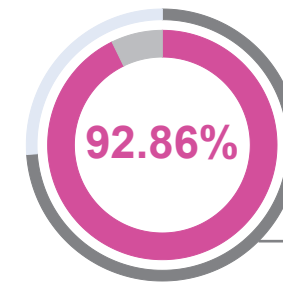
B14B. HIGHER ED/EMPLOYED

Students with an IEP who enrolled in higher education or were competitively employed within one year of leaving high school.



B14C. HIGHER ED/TRAINING/EMPLOYED

Students with an IEP who enrolled in higher education, enrolled in post secondary education/training or were competitively employed or had other employment within one year of leaving high school.



Individualized Education Program (IEP)

A written statement for a child with a disability that is developed, reviewed, and revised by an IEP Team.

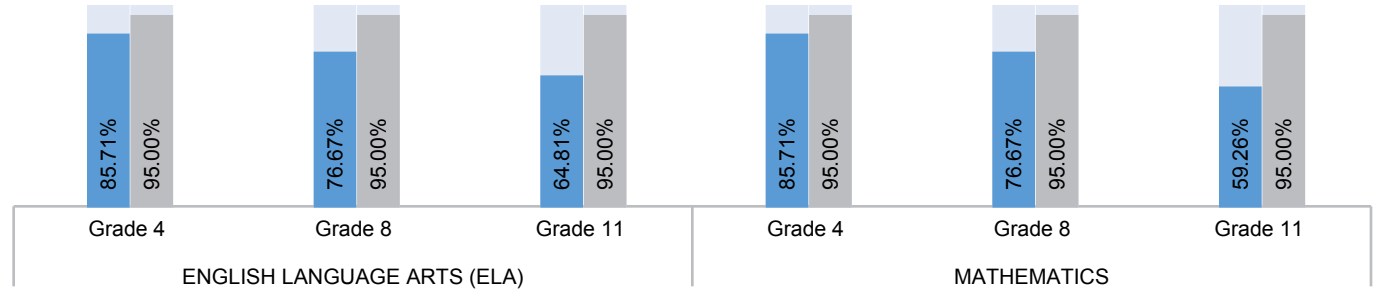
Special Education (SE)

Special education means specially designed instruction, at no cost to the parents, to meet the unique needs of a child with a disability.

Academic Achievement

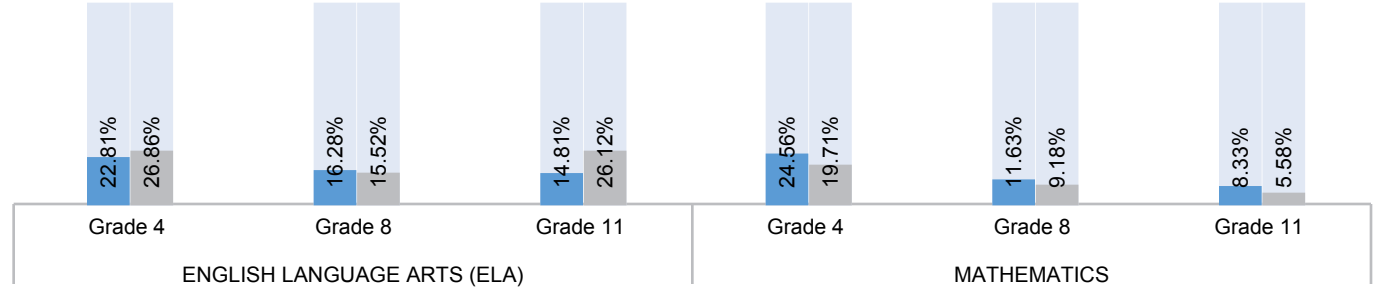
B3A: Participation

- Participation Rates for Students with IEPs
- Oregon target



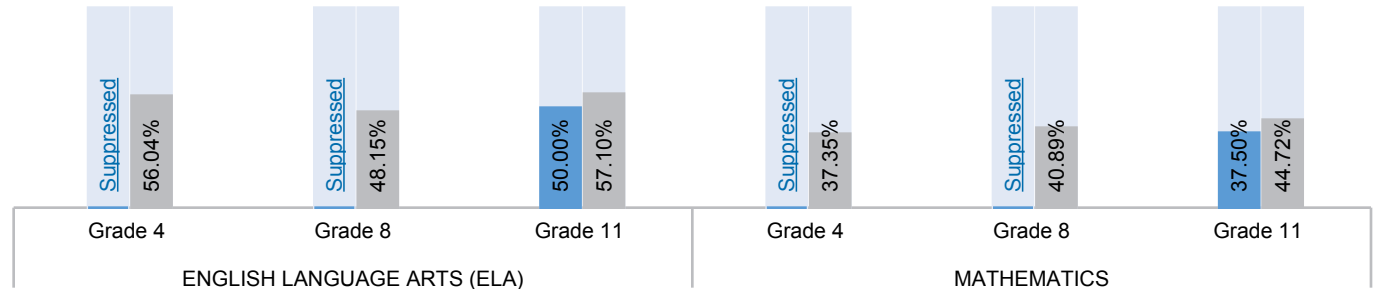
B3B: Regular Assessment

- Proficiency Rates for Students with IEPs Meeting or Exceeding Grade Level Academic Achievement Standards
- Oregon target



B3C: Alternate Assessment

- Proficiency Rates for Students with IEPs Meeting or Exceeding Alternate Academic Achievement Standards
- Oregon target



B3D: Gap in Proficiency

- Gap in Proficiency for Students with IEPs and All Students Against Grade Level Academic Achievement Standards (Goal is to be less than or equal to Oregon target)
- Oregon target

