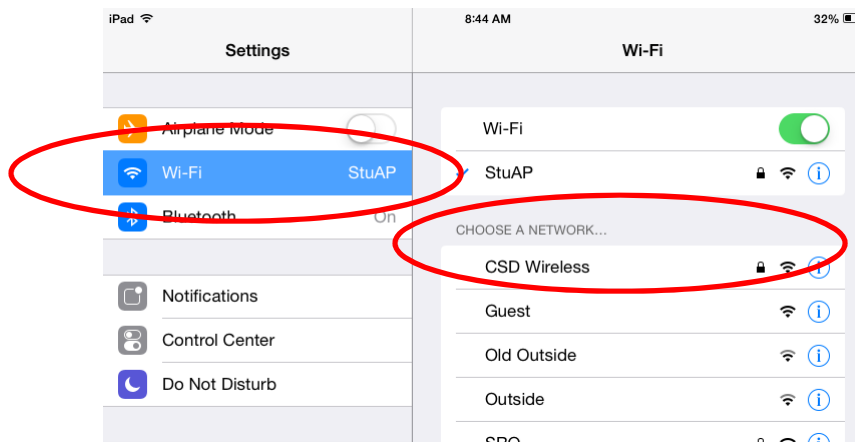




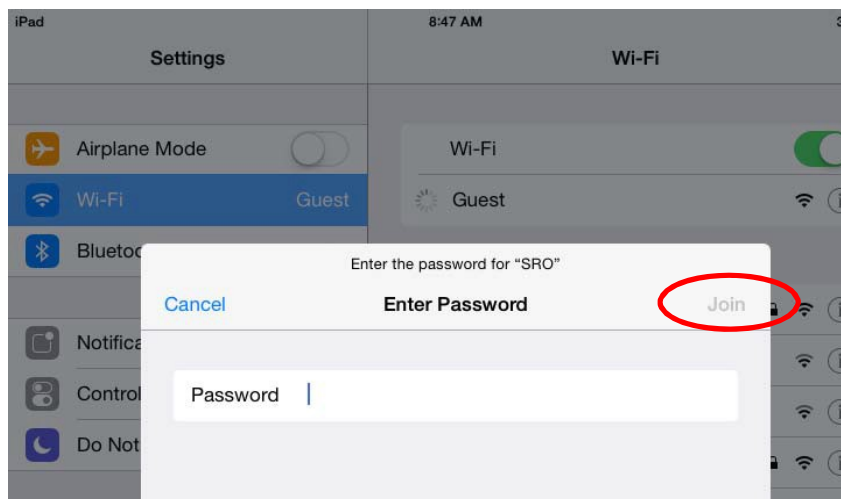
# Connecting Student iPads to Wi-Fi

## STEP 1: SETUP Wi-Fi

1. On the iPad, tap **Settings**
2. In the left pane, tap **Wi-Fi**
3. In the right pane, under **Choose a Network**, tap the name of your home Wi-Fi network.



4. In the pop-up window, type the password to your home Wi-Fi, then tap **Join**.




If you are having **issues connecting to a network**, please call the district Technology Services department at 541-757-3911 Monday-Friday, 8 am – 5 pm

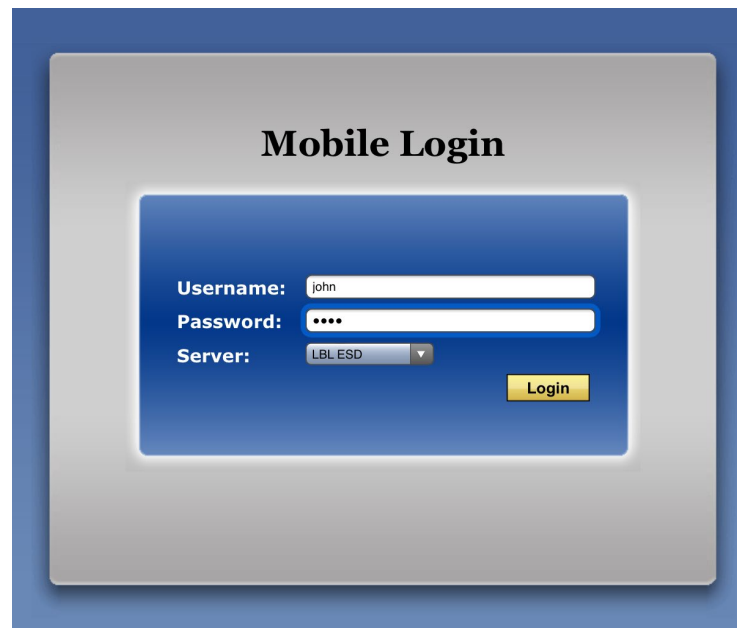
## STEP 2: CONNECT THROUGH THE DISTRICT FILTER TO THE INTERNET

Student devices are required to go through the district's internet filter even when they connect through an outside Wi-Fi network, such as at home. In this situation, students must manually authenticate to the filter prior to using an app or navigating to a website. *Below are the instructions.*

1. Tap the mobile filter icon on the home screen



2. In the mobile login screen, type **john** for the username and **john** for the password. Click **Submit**.

A screenshot of a mobile login screen. The title "Mobile Login" is centered at the top in a bold, black font. Below the title is a blue rectangular form with a white border. Inside the form, there are three input fields: "Username:" with the text "john" entered, "Password:" with four black dots, and "Server:" with a dropdown menu showing "LBL ESD". To the right of the "Server:" field is a yellow "Login" button.

3. Proceed to navigate in the web browser and use apps needed as needed

The Corvallis School District does not discriminate on the basis of age, citizenship, color, disability, gender expression, gender identity, national origin, parental or marital status, race, religion, sex, or sexual orientation in its programs and activities, and provides equal access to designated youth groups.

The following person has been designated to handle inquiries regarding discrimination: Jennifer Duvall, Human Resources Director and Title IX Coordinator, [jennifer.duvall@corvallis.k12.or.us](mailto:jennifer.duvall@corvallis.k12.or.us) 541-757-5840 | 1555 SW 35<sup>th</sup> Street, Corvallis, OR 97333



## **FILTERING IS SAME AT SCHOOL AND HOME**

Our district strives to provide technology which both supports instruction and is safe for students. We adhere to the Children's Internet Protection Act (CIPA) which protects children from harmful online content as a condition for federal funding. All internet-based content viewed on CSD student devices (iPads and Chromebooks) passes through a content filter.

- Content is filtered by website categories. For example, sites categorized as social media are not allowed on elementary student devices and thus Facebook cannot be accessed on an elementary student iPad. Sites categorized as educational, such as National Geographic Kids, pass through the filter and are displayed on student devices.
- Content is filtered on student devices at school and at home.
- The content filter works based on the website URL. It cannot see content within a page such as images. This can be a concern with sites such as Google image search. Teachers are directed to use education-focused resources for images in student projects.