

Instrucciones para el reviso curricular

Estudios Sociales Newsela y las Colecciones de Newsela para Oregon

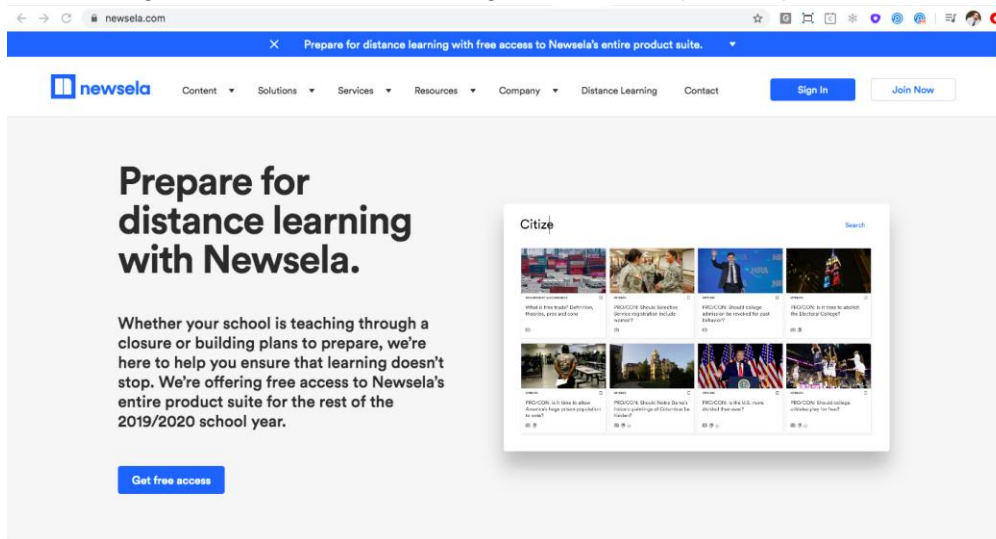
Siga las instrucciones para acceder a Newsela Social Studies y Newsela Collections for Oregon. A continuación les mostraremos capturas de pantalla del proceso.

1. Vaya a newsela.com
2. Haga clic en el botón azul "Sign In" en la esquina superior derecha de la pantalla
3. Inicie sesión con el siguiente nombre de usuario y contraseña:
 - a. Nombre de usuario: CorvallisSD
 - b. Contraseña: newsela
4. Pon tu cursor sobre "Your Content" para ver y seleccionar "Newsela Oregon Social Studies" para cada grado o materia de preparatoria.
5. Dentro de cada colección, encontrará una serie de unidades completas con preguntas esenciales, lecturas y actividades.
6. Para revisar la página general de Estudios Sociales de Newsela, haga clic en el enlace "Social Studies" en la parte superior de la página.
7. Dentro de la página de la materia encontrará lecturas recomendadas, así como colecciones de contenido destinadas a apoyar una variedad de situaciones de instrucción en Estudios Sociales.

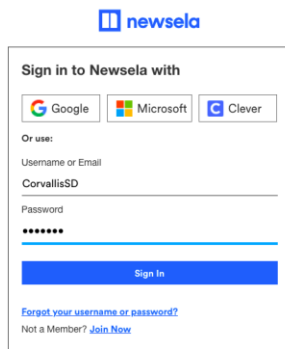
Consulte la página siguiente para obtener instrucciones que incluyen capturas de pantalla.

Instrucciones más capturas de pantalla:

1. Vaya a newsela.com
2. Haga clic en el botón azul "Sign In" en la esquina superior derecha de la pantalla

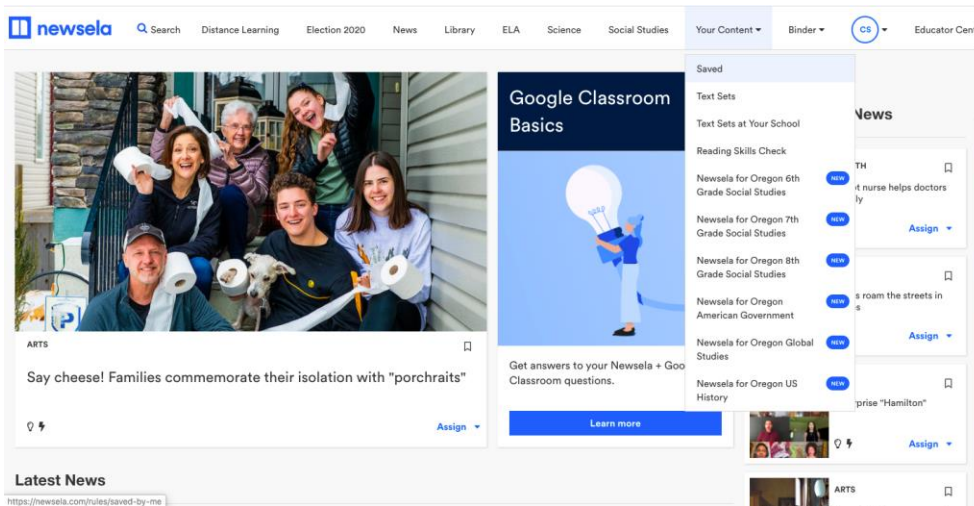


3. Inicie sesión con el siguiente nombre de usuario y contraseña:
 - a. Nombre de usuario: CorvallisSD
 - b. Contraseña: newsela

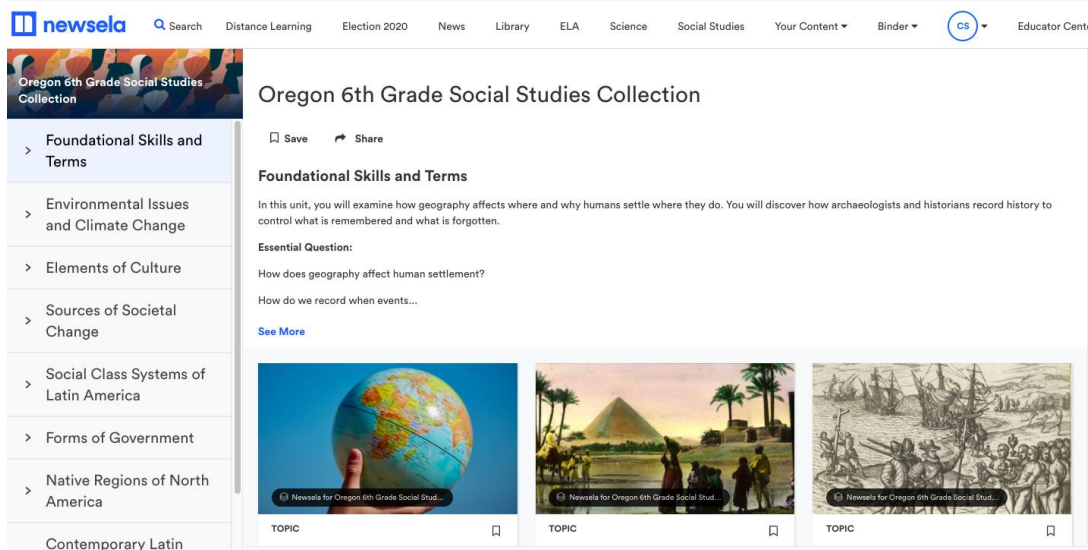


The screenshot shows the Newsela sign-in form. At the top left is the Newsela logo. Below it, the text "Sign in to Newsela with" is followed by three social login buttons: Google, Microsoft, and Clever. Underneath, the text "Or use:" is followed by "Username or Email" and "Password" labels. The "Username or Email" field contains the text "CorvallisSD". The "Password" field is filled with ten dots. A blue "Sign In" button is located below the password field. At the bottom left, there are two links: "Forgot your username or password?" and "Not a Member? Join Now".

4. Pon tu cursor sobre "Your Content" para ver y seleccionar las Colecciones "Newsela for Oregon" para cada grado o materia de preparatoria.



5. Dentro de cada colección, encontrará una serie de unidades completas con preguntas esenciales, lecturas y actividades.



6. Para revisar la página general de Estudios Sociales de Newsela, haga clic en el enlace "Social Studies" en la parte superior de la página.

The screenshot shows the Newsela interface for Social Studies. At the top, there's a navigation bar with 'newsela' logo, a search bar, and various menu items like 'Distance Learning', 'Election 2020', 'News', 'Library', 'ELA', 'Science', 'Social Studies', 'Your Content', 'Binder', and 'Educator Cent'. The main content area is divided into several sections:

- World COVID-19 Stats:** A table showing global statistics for confirmed cases, deaths, and recoveries across different regions.
- USA COVID-19 Stats:** A similar table for the United States, broken down by state.
- Quick Facts:** A sidebar on the left with large numbers: 1,397,631 Total Confirmed Cases, 79,490 Total Deaths, 39,665 Total Recoveries, and 291,438 Total Tests.
- Google Classroom Basics:** A central feature with an illustration of a person holding a lightbulb, encouraging users to get answers to their questions.
- Explore: Good News:** A grid of article cards with titles like 'Robot nurse helps doctors in Italy', 'Goats roam the streets in Wales', and 'A surprise "Hamilton"'. Each card has an 'Assign' button.
- KIDS:** A section at the bottom left featuring an article titled 'A 17-year-old creates coronavirus-tracking website; has over 40 million views'.

7. Dentro de la página de la materia encontrará lecturas recomendadas, así como colecciones de contenido destinadas a apoyar una variedad de situaciones de instrucción en Estudios Sociales.

This screenshot shows a different view of the Newsela Social Studies page. The navigation bar is identical to the previous screenshot. The main content area is organized as follows:

- Social Studies Today:** A central section featuring a large video player with a man speaking, titled 'Governors form compacts to coordinate reopening society amid pandemic'. Below it is a 'Watch Election 2020 Connections' section with a sub-header 'Explore relevant political issues shaping the 2020 presidential election with these New York Times videos.'
- Social Studies Distance Learning:** A grid of article cards on the right side, including:
 - HEALTH:** 'What it's like to be Asian during the coronavirus pandemic'
 - ARTS:** 'Zoom Shabbat, drive-through confessional: Faith during...'
 - KIDS:** '"Hamilton" cast surprises Florida girl with reunion on John...'
 - UNIT:** 'United States History' (with an image of a tent)
 - UNIT:** 'Ancient Civilization' (with an image of a landscape)
 - UNIT:** 'Civics' (with an image of a government building)
- Explore Collections:** A sidebar on the left with a list of content collections:
 - Social Studies Distance Learning
 - Daily Lessons
 - Virtual Museum Tours
 - History Come to Life
 - C3 Inquiries: Elementary
 - C3 Inquiries: U.S. History
 - U.N. Sustainable Development Goals with Google Earth Voyager
 - Cornerstone Activities